INTERIOR

BIOFA
WOHNGESUND & NACHHALTIG

Item no.
3011, 30111-4

PRIMASOL Wall Paint

mat, solvent-free

1 l - 4 l - 10 l

For walls and ceilings
For plaster, concrete, gypsum plasterboard, cellulose fiberboard and woodchip wallpaper, as well as on old stable emulsion paints

- **Wall paint made from natural raw materials, high quality, water-dilutable**
- **99% renewable and mineral ingredients**
- **Solvent-free**
- **Breathable , low emission and VOC**
- **High coverage (class 1)**
- **Wash and scrub resistant (class 2)**
- **Non-flammable (according to flammability class A2)**
- **Harmonious matt appearance**
- **Can be applied easily and without streaks**

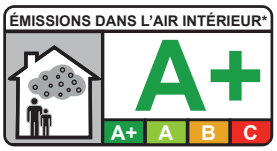

Indoor air emissions

Characteristics:

Building biologically valuable, water-thinnable wall paint made from 99% natural raw mate-rials. It is free of solvents and plasticizers and is low in emissions and VOCs.
The coating is fast drying, breathable (sd value (H20) < 0.1 m), high-ly opaque (hiding power/contrast ratio class 1) and wash to scrub resistant (class 2) according to DIN EN 13300. It is non-combustible according to flammability class A 2 (DIN EN 13501-1, DIN 4102), has a harmonious matt appearance and can be processed easily and with-out streaking.It can be used on stable interior surfaces like plaster, concrete, aerated con-crete, plasterboard, cellulose fiberboard and woodchip wallpaper. It can also be used to renovate old but clean and stable emulsion paints. Do not use in rooms with constantly high air humidity and/or mold problems (e.g. basement rooms). Use BIO-FA SOLIMIN Mineral Paint 3051 here.

Shade mixtures:

The wall paint PRIMASOL 3011 can be tinted with the color pigments 1301-1317 or ex works according to the BIOFA MURIC color fan. Please observe the technical data sheet of the color pigments! Attention! Highly pigmented, strong color shades may show lower hiding power (class 1-2) and reduced wet abrasion resistance (class 2-3) depending on the color shade.

Ingredients:

Water, chalk, talc, titanium dioxide, binding agent from linseed oil, saflor oil and modified rosen resin, pigments (depending on color scheme), Silicon dioxide, thickener, emulsifi-er, wetting agent, defoamer, manganese dryer, preserva-tives: benzisothiazolinone, chloromethylisothi-azo-linone/methylisothiazolinone.

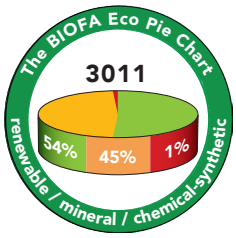

The information and instructions in the technical leaflet are binding. Prior consultation with the application engineering department of BIOFA is required if a deviation from these specifications is necessary.
The generally accepted construction engineering practices must be observed. All previous information is null and void after the publication of this leaflet.
BIOFA Naturprodukte W. Hahn GmbH, Dobelstr. 22, D-73087 Bad Boll Germany, www.biofa-de.com, Tel. 07164-9405-0, Fax 07164-9405-96

Processing steps:

1. Preparation Treatment The surface must be dry, stable and clean and be free of efflorescent, discoloring and separating substances. Remove old coats of chalk-based paints and whitewash. Cracked substrates must be repaired by plastering. On visually demanding surfaces and in grazing light, ensure uniform substrates and careful application. Carefully cover all substrates that are not to be coated and protect them from splashes. In the case of sanding substrates, remove all loose particles as far as possible and prime with Universal Fixative 1440. Pretreat heavily sanding substrates with a conventional deep primer. Prime highly absorbent substrates with Fixativ 1440 or diluted wall paint (up to max. 25% water). Lightly sand wallpapered substrates (60-100 grit) and remove dust (first sweep off or vacuum, then wipe off with a damp cloth) or clean thoroughly with a brush and hot water. After 24 hours drying, prime with Universal Fixative 1440. Tape paste residues lead to adhesion

Attention: In case of strong color shades on high-contrast substrates, first prime them with a mixture (1:1) of PRIMASOL white and the tinted color. For the exact pretreatment of the different substrates, please refer to the table on page 3! Always check the substrate for suitability (observe VOB!) and carry out preliminary tests (sample surfaces).

2. Priming Stir PRIMASOL thoroughly and adjust to optimum brushability with approx. 5-10% water and apply evenly by rolling or brushing in a cross coat in one operation. Ensure a rich, even application of paint! Trim to and at the edges wet in wet together with the surface. Only use soft paint rollers that can absorb sufficient material and produce an even coating pattern. Avoid rolling edges, overlapping and drying. Paint self-contained surfaces exclusively with containers from a uniform production batch. Carry out a preliminary test! Do not apply at temperatures below 16 °C.

Spray processing (airless) Nozzle: 0.53 mm / 0.021 inch / spray pressure: approx. 200 bar. If necessary, sieve product before use and dilute with 5% water. If necessary, resize with roller.

3. Final Coat When necessary, a second coat with PRIMASOL white may be applied. PRIMASOL colored may require 1-2 undiluted coats. Make sure that there is enough paint on the paint roller.

4. Cleaning of Work Equipment After use, wash equipment with BIOFA Brush Cleaner 0600 immediately to avoid drying.

Recommended Utensils and Companions:



1. **009977 / 009992 /009991** Professional wall paint roller 100 mm / 180 mm / 270 mm
2. **009994** Textured roller rough 180 mm for a coarse wall structure
3. **009952 / 009996 / 009954** Roller bracket 100-120 mm / 180-200 mm / 250-270 mm
4. **009973** Tool handle
5. **009909 / 009910** Flat brush, professional quality 40 mm / 60 mm for waterbased products
6. **0600** BIOFA Brush cleaner for cleaning the working equipment

Drying:

The painted surface will be dry and paintable after 12 hours. For subsequent glazing, allow for at least a 24-hour drying period (20°C/50-55 % relative humidity). The drying period can extend to 5-6 days for weakly and non-absorbent surfaces. Make a trial coat!

Use/Yield per Application

120-140 ml/m^2 or 7-8 m^2/l. The yield is highly dependent on the quality and absorbing capacity of the surface. The exact usage can be determined through the trial coat.

Storage:

Store securely closed container in a cool, frost-free, dry area. Opened containers should be used quickly. Sealed containers can be stored for at least 1 year.

Container:

1 l PET plastic can, 4 l and 10 l PET plastic bucket

The information and instructions in the technical leaflet are binding. Prior consultation with the application engineering department of BIOFA is required if a deviation from these specifications is necessary. The generally accepted construction engineering practices must be observed. All previous information is null and void after the publication of this leaflet.
BIOFA Naturprodukte W. Hahn GmbH, Dobelstr. 22, D-73087 Bad Boll Germany, www.biofa-de.com, Tel. 07164-9405-0, Fax 07164-9405-96

Disposal:

Liquid paint residues and containers that have not been completely emptied should be disposed of according to local regulations. Small amounts of left-over product and saturated utensils may be disposed of with household waste after drying. Only completely emptied and cleaned containers may be disposed of in the recycling.

Waste Directory in accordance with the European Waste Catalogue: 08 01 12

Hazard statements/safety advice:

Caution. Hazardous respirable aerosols may be formed during spraying. Do not inhale aerosol or mist. Contains 1,2-benzisothiazol-3(2H)-one; reaction mass of 5-chloro-2-methyl-2H-isothiazol-3-one and 2-methyl-2H-isothiazol-3-one (3:1). May cause alergic reactions. Advice for isothiazolinone allergy sufferers: Tel.: +49(0)7164-9405-0.
Keep out of the reach of children. If medical advice is needed, have package or label at hand. Do not get in eyes, on skin or on clothing. Wear protective gloves/eye protection. In case of contact with eyes or skin, rinse immediately with plenty of water. Ensure thorough ventilation during application and drying. When spraying, do not inhale spray mist and wear suitable respiratory protection (combi filter A2/P2) and protective goggles. Use dust filter P2 for grinding work. Do not allow to enter drains, water courses or soil. A typical odor of the natural raw materials is possible!

Safety data sheet available on request!

VOC-Labelling in accordance with the Decopaint regulation and the German Paint VOC Regulation:
EU Threshold (Cat. A/a): 30 g/l (2010).
3011, 30111-4 contains max. 2 g/l VOC.

GISCODE: BSW20

The information and instructions in the technical leaflet are binding. Prior consultation with the application engineering department of BIOFA is required if a deviation from these specifications is necessary.
The generally accepted construction engineering practices must be observed. All previous information is null and void after the publication of this leaflet.
BIOFA Naturprodukte W. Hahn GmbH, Dobelstr. 22, D-73087 Bad Boll Germany, www.biofa-de.com, Tel. 07164-9405-0, Fax 07164-9405-96

Pre-treatment of various surfaces:

Surface	Pre-treatment
Fresh lime and cement plaster*	Check dryness, stability and alkalinity Wait at least 6 weeks before priming with Universal Primer 1440 or dilut-ed wall paint**.
Old lime and cement plaster*	Brush off loose parts, chec stability and absorbance, treat with Universal Primer 1440 or diluted wall paint**.
Gypsum plaster*	Check dryness, stability. Remove loose parts, treat highly absorbant surfaces with Univer-sal Primer 1440 or diluted wall paint**.
Clay plaster	Allow to dry to household moisture, remove sanding over-size particles. Pre-treat highly absorbent substrates with Universal Fixativ 1440 or thinned wall paint**.
Lime sandstone, brick, exposed brickwork	Clean surfaces and check for absorbency, moisture damage and efflorescence (salt marks). Repair friable stones and joints. Pre-treat with Universal Fixativ 1440 or diluted Wall Paint**.
Concrete*	Check for drying, strength and alkalinity. Wash off release agent residues with water and formwork oil remover. Thoroughly remove chalking, sanding substances. Treat at the ear-liest 6 weeks after production. Pretreat with Uni-versal Fixativ 1440 or diluted wall paint**.
Soft fiberboard and cellulose fibreboard	Due to the risk of possible surface swelling, these panels are not pretreated, but painted directly with wall paint with ma-ximum 5% water addition for viscosity adjustment.
Gypsum plasterboard	Prime with diluted wall paint**. Water-repellent impregnat-ed panels do not need to be primed.
Gypsum fiberboard*	Pre-treat with diluted wall paint**.
Rough and fiberglass wallpa-pers,wall tile, fabric, textured wallpapers	Basically no pretreatment. If necessary, pre-paint with diluted wall paint.
Old lime and glue paints	Remove without residue. Pre-treat with Universal Fixativ 1440 or diluted wall paint**.
Old varnish and oil paints, as well as latex coatings	Remove without residue. Pre-treat with Universal Fixativ 1440 or diluted wall paint**.
Old coatings based on synthetic or natural resins	Clean matt, absorbent and fully adherent dispersion coat-ings (thoroughly brush off chalk-ing coatings first) and re-coat directly with PRIMASOL. Always create a sample surface first on critical old coatings!

* Sintered cement, whitewash and concrete plaster layers must be removed.
** Delute PRIMASOL Wall Paint with approximately 25% water.

The information and instructions in the technical leaflet are binding. Prior consultation with the application engineering department of BIOFA is required if a deviation from these specifications is necessary. The generally accepted construction engineering practices must be observed. All previous information is null and void after the publication of this leaflet.
BIOFA Naturprodukte W. Hahn GmbH, Dobelstr. 22, D-73087 Bad Boll Germany, www.biofa-de.com, Tel. 07164-9405-0, Fax 07164-9405-96